



Literacy and Intervention

SAMPLE LESSON

Right into Reading

A Phonics-Based Reading and Comprehension Program

Grades K–3+



Book 1: Lesson 17

Lesson 17: Silent e

When a word **ends** with a **silent e**,
the vowel is usually **long**.



cake



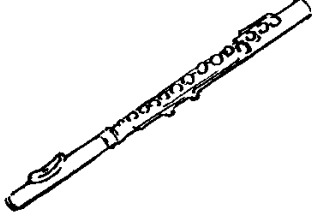

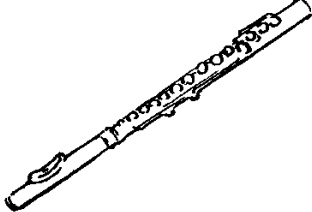


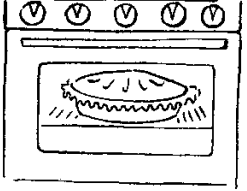
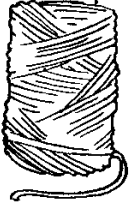
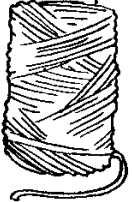
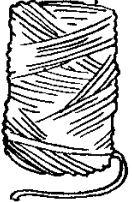
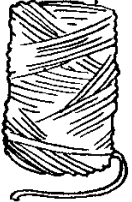




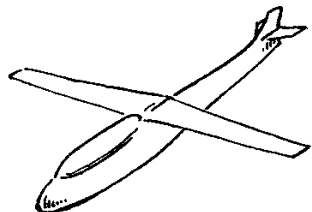
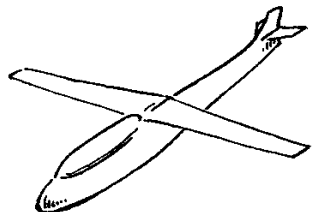






Sound out the letters to read each word.

a	bake/	gate/	made/	same/	tale/	wave/
	plane	ate	sale	late	grape	game
i	hide/	mine/	mile/	dime/	bike/	five/
	pine	kite	like	life	fine	side
o	hope/	robe/	woke/	stove/	note/	stole/
	joke	rode	vote	slope	hole	globe
u	cube/	cute/	rule/	use/	tune/	rude/
	mule	prune	tube	fumes	flute	dude
e	Pete/	Eve/	Steve/	compete/	complete/	

➔ Draw a line between the words that rhyme.

mad	made	hid	hide	hope	hop	cube	cub
fade	bad	side	lid	top	slope	rub	tube
line	mine	lock	stole	bake	take	Eve	tell
win	fin	pole	sock	lap	tap	bell	Steve

➔ Circle the name of the picture.

like  line	bike  side	globe  robe	rode  note	flute  June	use  tune
gate  sale	wave  grapes	bone  bake	brute  bike	take  pile	twine  pole
same  home	time  tune	drove  dive	drive  Dave	plane  pane	pine  poke
strike  Steve	stake  stove	prune  rode	trade  pride	dome  dime	male  mule

➔ Add a silent e to find the name of each picture. Then write the number of the picture in the box.

hik__

wav__

tub__

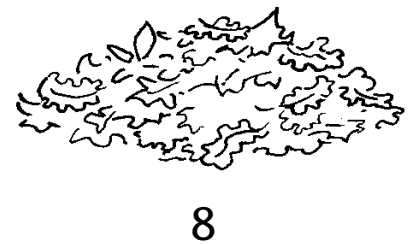
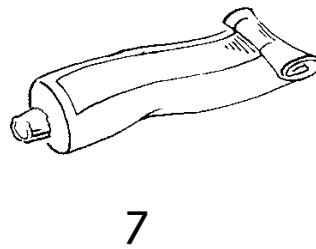
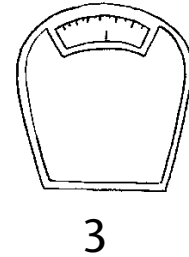
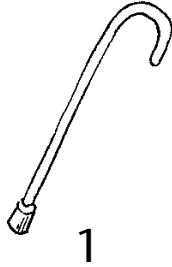
ston__

scal__

pil__

glob__

can__



➔ Change the vowel to make a new word.

pole	p__le	drove	dr__ve	grope	gr__pe
Luke	l__ke	brake	br__ke	cone	c__ne
pane	p__ne	role	r__le	mule	m__le
wide	w__de	tame	t__me	daze	d__ze

➔ Circle the silent e words.

plan

kit

bus

plane

kitten

us

plant

kite

use

bank

pink

bake

pin

back

pine

rod

like

slope

rode

lick

slip

rotten

luck

slap

➔ Write in the missing letters. Then read the sentence to see that it makes sense.

1. Nicole's bike has a flat ___ire. f t l
2. Pete broke a ___one in his hand. d b p
3. Steve smiled as he was given the ___ize. p pl pr
4. Kate's red robe will ___ade in the sun. f m w
5. "Can Jane and I skate on the ___ake?" b t l
6. Rose closed the gate and ___aved to Dave. s c w

➔ Read the sentence and circle the missing word.

1. Dale hid Mike's bike as a
(a) broke (b) spoke (c) joke
2. It used to cost a __ to ride the bus.
(a) dine (b) dime (c) time
3. "I am __ today," said Abe. (a) line (b) nine (c) mine
4. Eve ate the last bite of the date-nut cake Mom
(a) made (b) fade (c) wade



5. Ted will prune his prize __ in June.
(a) noses (b) poses (c) roses
6. They left the __ at five and got home at seven.
(a) same (b) game (c) gale
7. Luke put the cubes of ham into the pan on the
(a) stove (b) strove (c) stole
8. "I __ you will not be late," said Mr. Dodd.
(a) vote (b) note (c) hope

➔ Put an X in the box next to the sentence that tells about the picture.





Jane had a date and she was late.

Jade ate a date and put the stone on a plate.

"It's a strike! Justin can save the game!" yelled Dale.

"Mom! Mom! I can swim nine strokes!" yelled Jake.



Luke rode a mule into the Grand Canyon.

Rose jumped on her bike, waved to Mom, and rode along the lane.

"Excuse me, can you tell me the time?" asked Eve.

"Steve slid into second base," yelled Rafe.




➔ Put an X on the line next to the statements that are correct.

1. A cube has six sides. _____
2. A tune can be sung. _____
3. A cake can be made. _____
4. Smoke does not come from fire. _____
5. Roses can be put in a vase. _____
6. A clock cannot strike. _____
7. You get grapes from a vine. _____
8. A stove will not get hot. _____
9. You can ride a mule. _____
10. You cannot glide on skates. _____

➔ Match the words with their meanings.

- | | | | |
|---------------|-------------|---------------|-----------------|
| _____ 1. hate | (a) smile | _____ 1. rock | (a) stone |
| _____ 2. same | (b) dislike | _____ 2. tale | (b) to make fun |
| _____ 3. grin | (c) alike | _____ 3. joke | (c) story |

Letter to Mike

 Read the letter that Dad left for Mike.

Learn to read this word: **dear**

Dear Mike,

Just a quick note to tell you I will be home late. I will not have time to fix the ham and eggplant. Will you:



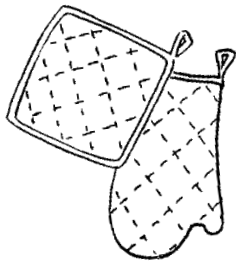
- 1:
- Take the ham off the bone and cut it into cubes.
 - Scrape and cut up the carrots.
 - Put the ham and carrots into the pan.
 - Put the pan in the stove to bake at 350°.



- 2:
- Wipe the eggplant and divide it into nine strips.
 - Dip the strips in the crumbs.
 - Put the strips into a pan of hot, melted fat.
 - Bake the strips until they are crisp.

You are a big help!


Dad



P.S. Hope you had a great time at the game.


➔ Reread the letter slowly and carefully so you can remember the details and answer the questions. Then circle the correct answer.

1. Mike did not have to cut up
(a) a ham (b) a yam (c) an eggplant
2. Mike had to scrape
(a) the carrots (b) the crusts (c) the eggplant
3. Mike had to put _____ into the pan.
(a) the ham (b) the carrots (c) the ham and carrots



4. Mike had to put the eggplant strips
(a) in the crumbs and then the fat
(b) in the fat and then the crumbs
5. Mike had to bake the eggplant until it was
(a) limp (b) crisp (c) hot
6. Mike came home from
(a) school (b) a game (c) a pal's home

✍ Now reread the letter to see if you can find the 18 **silent e** words. Circle them. Count each **silent e** word even if it is repeated.

 Dad gave Mike directions to fix the ham and eggplant.
Write the directions to make a dish you like. List the items you need. Then write the steps you must take to make it.

Handwriting practice lines consisting of solid top and bottom lines with a dashed midline, repeated 10 times.