





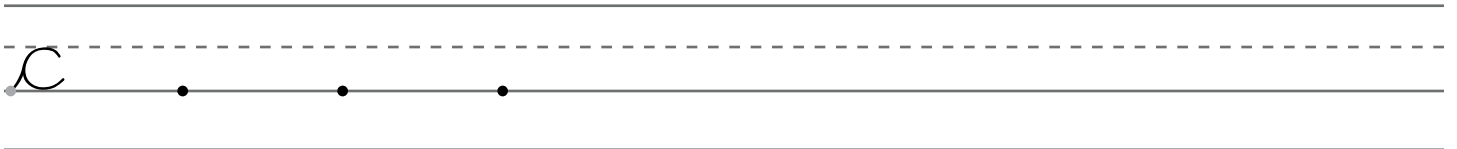
The Curve Letter

c is c in cursive




Instructions:

1. Start on the writing line.
2. Curve right, up to the mid line.
3. Retrace around to the left.
4. Curve along the writing line.





Capital Handle Letter



Instructions:

1. Start below the top line.
2. Slant up to the top line.
3. Dive down to the writing line.
4. Lift your pencil and go to the top line.
5. Slant left, down to the mid line.
6. Slant right, down to the writing line.

K . . .

K

Korea

Kenya

Kabul

Krakow

Kazakistan

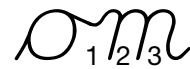


The m Connector

Remember:

1. Where one letter ends, the next letter begins.
2. *m*'s have 3 hills; count the connector line.

Connector line



*o*_{1/2/3} connects as *o*_{1/2/3}*m*

come

home

from

some

omit

room

somber

bloom



Practice Lines

The lines below do not have a dashed mid line and the writing space is not as tall. As you write your spelling words on these lines, imagine the mid line.

Old line

friend

New lines

friend