

HANDPRINTS

An Early Reading Program

Book D

By Ann Staman

Recommended for grades K–2

Handprints is a collection of storybooks, workbooks, and teacher's guides designed to help young children in grades K–2 develop early literacy skills. The storybooks give children practice reading connected text, and the workbooks prepare them for unlocking unfamiliar words that they will encounter when reading the stories. Stories reflect the real world students live in and give delightful renditions of family and friends.

The following sample lesson from ***Handprints Workbook D*** focuses on adding **inflectional endings** to words with short and long vowels and words that end in y. Try this lesson today with an individual student, a small group, or the entire class. *Handprints* can be incorporated into almost any early reading curriculum.

Three easy ways to order:

Toll free: 800.225.5750

Fax: 888.440.BOOK (2665)

Online: www.epsbooks.com






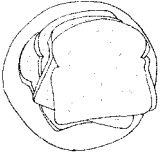
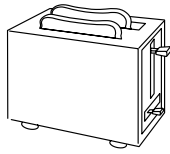






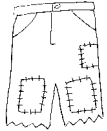


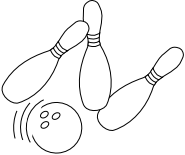




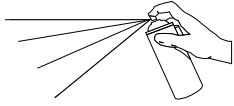

Companion Material

See our *Companion Material* recommendations on page 8 for great materials that complement *Handprints*.







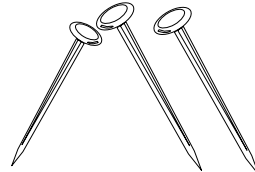



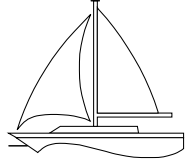



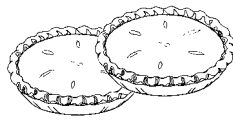



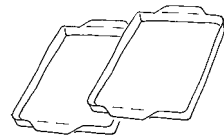
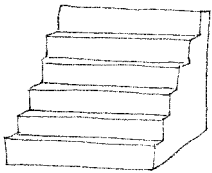
EDUCATORS PUBLISHING SERVICE

Read across the rows to see how each word is made. Underline each part that is the same. Circle the picture that matches the word.

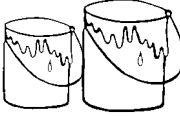
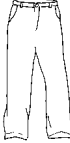








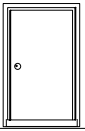




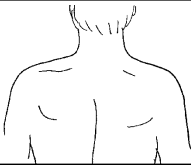




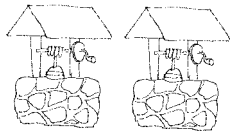
| | |
|---------------------------------|---|
| jean _____> jeans |    |
| toast _____> toaster |    |
| paint _____> painted |    |
| peach _____> peaches |    |
| bowl _____> bowling |    |
| speed _____> speedy |    |
| spray _____> spraying |    |

Name _____

Cover up the ending of each word. Read the part of the word that you can see. Then uncover the ending and read the whole word. Draw a line from each word to the picture that matches it.



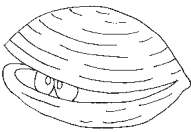









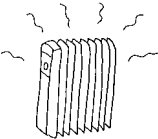










| | | |
|---|--|--|
| floating  | mails  | snowed  |
| freezing  | nails  | sailed  |
| feeding  | mows  | sneaked  |
| peas  | toes  | steers  |
| pies  | trays  | stairs  |
| pays  | ties  | screams  |

Read across the rows to see how each word is made. Underline each part that is the same. Circle the picture that matches the word.

| | | | | | | | |
|-------|---|----------|---|---|---|--|--|
| pant | → | pants |  |  |  | | |
| sneak | → | sneaking |  |  |  | | |
| skate | → | skater |  |  |  | | |
| road | → | roads |  |  |  | | |
| clap | → | clapp | → | clapped |  |  |  |
| bake | → | baking |  |  |  | | |
| wheel | → | wheels |  |  |  | | |

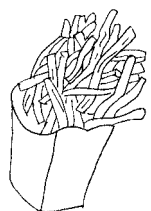
Name _____

Cover up the ending (s, ed, ing, er, y) of each word. Read the part of the word that you can see. Then uncover the ending and read the whole word. Circle the picture in each row that matches the word in the box.

| | | | | |
|----------|---|---|---|---|
| cleaning |  |  |  |  |
| pinned |  |  |  |  |
| oats |  |  |  |  |
| heater |  |  |  |  |
| glues |  | U u |  |  |
| rainy |  |  |  |  |

When **ed**, **es**, or **er** is added to a word ending in **y**, the **y** is sometimes changed to an **i**.
dry → **dried**, **dries**, **drier**

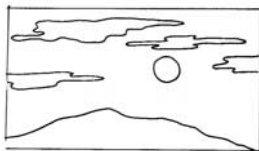
Circle the word that matches the picture.



fry

fries

fried



sky

skies


sly



sip

sly

spy



fly

flies


fries



penny

pennies

Benny



bunny

bunnies

tummies

Name _____

When **ed**, **es**, or **er** is added to a word ending in **y**, the **y** is sometimes changed to an **i**.

Read each sentence. Write the missing word. Check by reading the whole sentence.

He _____ to find the kitten.
_____ tried _____ try

She _____ on her big brother.
_____ spy _____ spied

They are eating French _____ .
_____ fries _____ fry

The sun _____ my wet socks.
_____ dried _____ dry

Dad gave him ten _____ .
_____ penny _____ pennies

Recommended Companion Material

EPS offers a wide range of products and programs that complement the reading activities in *Handprints*. We recommend the following series to help students develop literacy skills.

Search and Sort

Recommended for grades K–4

Reinforce reading, spelling, and critical thinking with these reproducible, predesigned word and picture sorts. *Search and Sort* encourages students to compare and contrast, make matches, and explain their choices.



Stepping Stones

Recommended for grades K–2

The *Stepping Stones* series is designed to introduce students in grades K–2 to the critical thinking skills that they will need throughout their academic careers. All exercises encourage students to think independently, a skill that they will apply across the curriculum.



For more information about these series or to place an order, visit www.epsbooks.com or call **800.225.5750** to speak to a customer service representative.

