

HANDPRINTS

Storybook Set D1

By Ann Staman

Recommended for grades K-2

Handprints is a collection of storybooks, workbooks, and teacher's guides designed to help young children in grades K-2 develop early literacy skills. The storybooks give children practice reading connected text and the workbooks prepare them for unlocking unfamiliar words that they will encounter when reading the stories. Stories reflect the real world students live in and give delightful renditions of family and friends.

The following sample storybook, ***At Grandma's House***, allows early readers to experience reading connected text using a variety of cueing strategies. This story is leveled for Reading Recovery* (Level 8) and Guided Reading+ (Level E). Try this lesson today with an individual student, a small group, or the entire class. *Handprints* can be incorporated into almost any early reading curriculum.

Three easy ways to order:

Toll free: 800.225.5750

Fax: 888.440.BOOK (2665)

Online: www.epsbooks.com



- * This title has been officially leveled for Reading Recovery.® Reading Recovery is a registered trademark of Ohio State University. The complete Reading Recovery book list, created by Ohio State University, includes books from numerous publishers since a premise of the program is that children be provided with a wide range of texts. One publisher's book list alone is not sufficient to implement a Reading Recovery program. Levels are subject to change as they are periodically tested and reevaluated.
- + This title was leveled by Educators Publishing Service using the Fountas and Pinnell Guided Reading Leveling System™ created by authors Irene C. Fountas and Gay Su Pinnell and described in their published works. Neither Irene C. Fountas, Gay Su Pinnell, nor Heinemann endorse the guided reading level assigned by Educators Publishing Service to this title.

Recommended Companion Material

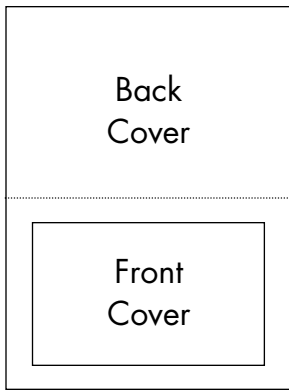
See our *Companion Material* recommendations on page 17 for great materials that complement *Handprints*.



EPS

EDUCATORS PUBLISHING SERVICE

Directions for Assembling Your Ready-To-Use Book

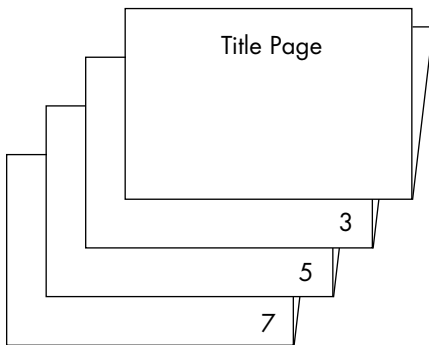


1

1. Cut the cover in half along the dotted line.
2. Fold each of the remaining book pages in half and stack them so that all the folded ends go together. You can use the page numbers as your guide.
3. Once all the pages are folded, place the front cover on the front and the back cover on the back.
4. Now you are ready to assemble your book. This can be done one of 3 ways:

Option A:

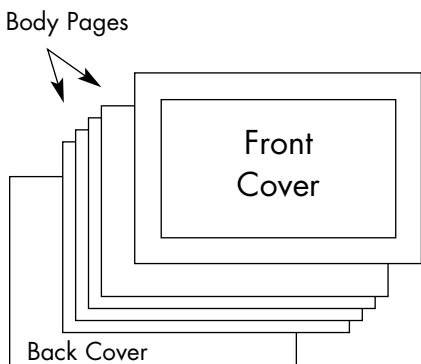
If you have access to a heavy-duty stapler, this will work best. However, there are too many pages to use a regular stapler. Once the pages are stapled with the heavy-duty staples, you may want to place masking tape along the binding to cover up the staples.



2

Option B:

If you do not have access to a heavy-duty stapler, you can assemble the book using string or twine. Using a 3-hole punch, punch holes along the binding making sure to line up all the pages so the holes match. Next, tie yarn or string through the holes to fasten the book. Be sure to make the knots loose enough to allow the pages to turn.



3

Option C:

3-Hole punch each of the pages and fasten the book using large brads or binder clips.

At Grandma's House



By Ann Staman - Illustrated by Tatjana Mai-Wyss

At Grandma's House



By Ann Staman

Illustrated by Tatjana Mai-Wyss

Handprints: An Early Reading Program, Storybook Set D1. Copyright © 2002 by Ann L. Staman.
Permission is granted to reproduce this page. www.epsbooks.com



When I was little, I went to Grandma's house
after school.



We played cards.



We played checkers.



She played the piano for me.



She read books to me.

5



She helped me do my homework, when I needed help.

6




She made cookies for me, too.

7



And, on my birthday, she made me a little cake.

8



Now I am big, but I still like to go to Grandma's house after school.



We play cards.




We play checkers.



I play the piano for Grandma.

11



I read books to her.

12



I help her do her housework, when she needs help.

13



And I make cookies for her, too.

14



Today is Grandma's birthday.
Can you guess what I made for her?

15

A **big** cake!



16

Recommended Companion Material

EPS offers a wide range of products and programs that complement the reading activities in *Handprints*. We recommend the following series to help students develop literacy skills.

Search and Sort

Recommended for grades K–4

Reinforce reading, spelling, and critical thinking with these reproducible, predesigned word and picture sorts. *Search and Sort* encourages students to compare and contrast, make matches, and explain their choices.



Stepping Stones

Recommended for grades K–2

The *Stepping Stones* series is designed to introduce students in grades K–2 to the critical thinking skills that they will need throughout their academic careers. All exercises encourage students to think independently, a skill that they will apply across the curriculum.

For more information about these series or to place an order, visit www.epsbooks.com or call **800.225.5750** to speak to a customer service representative.



EPS

EDUCATORS PUBLISHING SERVICE