

Answer Key for Book 1—Lesson 17

Right into Reading

A Phonics-Based Reading and Comprehension Program

Lesson 17: Silent e

When a word ends with a silent e,
the vowel is usually long.



cake

Sound out the letters to read each word.

a ~~bake~~ ~~gate~~ ~~made~~ ~~same~~ ~~tale~~ ~~wave~~
 plane ate sale late grape game

i ~~hide~~ ~~mine~~ ~~mile~~ ~~dime~~ ~~bike~~ ~~five~~
 pine kite like life fine side

o ~~hope~~ ~~robe~~ ~~woke~~ ~~stove~~ ~~note~~ ~~stole~~
 joke rode vote slope hole globe






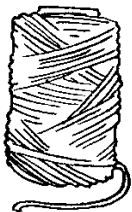


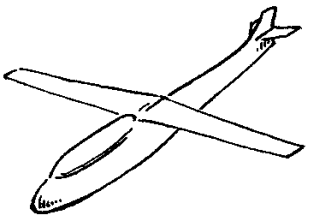



u ~~cube~~ ~~cute~~ ~~rule~~ ~~use~~ ~~tune~~ ~~rude~~
 mule prune tube fumes flute dude

e ~~Pete~~ ~~Eve~~ ~~Steve~~ ~~compete~~ ~~complete~~

➔ Draw a line between the words that rhyme.

| | | | |
|--|---|---|--|
| mad made fade bad | hid hide side lid | hope hop top slope | cube cub rub tube |
| line — mine win — fin | lock stole pole sock | bake — take lap — tap | Eve tell bell Steve |

➔ Circle the name of the picture.

| |
|--|
| <p>like bike</p>  <p>globe rode</p>  <p>flute use</p>  |
| <p>line side robe note</p> <p>June tune</p> |
| <p>gate wave</p>  <p>bone brute</p>  <p>take twine</p>  |
| <p>sale grapes bake bike</p> <p>pile pole</p> |
| <p>same time</p>  <p>home tune</p> <p>drove drive</p>  <p>dive Dave</p> <p>plane pine</p>  |
| <p>strike stake</p>  <p>Steve stove</p> <p>prune trade</p>  <p>rode pride</p> <p>dome male</p>  <p>dime mule</p> |

➔ Add a silent e to find the name of each picture. Then write the number of the picture in the box.

2 hike

5 wave

7 tube

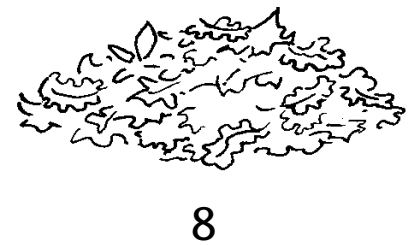
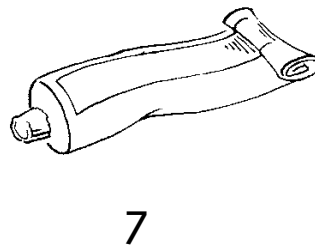
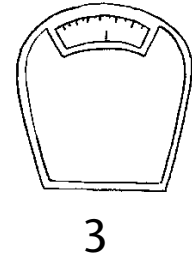
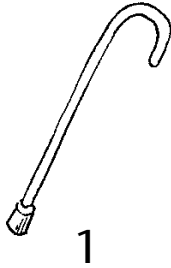
4 stone

3 scale

8 pile

6 globe

1 cane



➔ Change the vowel to make a new word.

| | | | | | |
|------|---------------|-------|----------------|-------|----------------|
| pole | p <u>i</u> le | drove | dr <u>i</u> ve | grope | gr <u>a</u> pe |
| Luke | l <u>i</u> ke | brake | br <u>O</u> ke | cone | c <u>a</u> ne |
| pane | p <u>i</u> ne | role | r <u>U</u> le | mule | m <u>a</u> le |
| wide | w <u>a</u> de | tame | t <u>i</u> me | daze | d <u>O</u> ze |

➔ Circle the silent e words.

plan
plane
plant

kit
kitten
kite

bus
us
use

bank
bake
back

pink
pin
pine

rod
rode
rotten

like
lick
luck

slope
slip
slap

➔ Write in the missing letters. Then read the sentence to see that it makes sense.

1. Nicole's bike has a flat tire. f t l
2. Pete broke a bone in his hand. d b p
3. Steve smiled as he was given the prize. p pl pr
4. Kate's red robe will fade in the sun. f m w
5. "Can Jane and I skate on the lake?" b t l
6. Rose closed the gate and waved to Dave. s c w

➔ Read the sentence and circle the missing word.

1. Dale hid Mike's bike as a
(a) broke (b) spoke (c) joke
2. It used to cost a ___ to ride the bus.
(a) dine (b) dime (c) time
3. "I am ___ today," said Abe. (a) line (b) nine (c) mine
4. Eve ate the last bite of the date-nut cake Mom
 (a) made (b) fade (c) wade



5. Ted will prune his prize ___ in June.
(a) noses (b) poses (c) roses
6. They left the ___ at five and got home at seven.
(a) same (b) game (c) gale
7. Luke put the cubes of ham into the pan on the
 (a) stove (b) strove (c) stole
8. "I ___ you will not be late," said Mr. Dodd.
(a) vote (b) note (c) hope

➔ Put an X in the box next to the sentence that tells about the picture.





Jane had a date and she was late.

Jade ate a date and put the stone on a plate.

"It's a strike! Justin can save the game!" yelled Dale.

"Mom! Mom! I can swim nine strokes!" yelled Jake.



Luke rode a mule into the Grand Canyon.

Rose jumped on her bike, waved to Mom, and rode along the lane.

"Excuse me, can you tell me the time?" asked Eve.

"Steve slid into second base," yelled Rafe.



➔ Put an X on the line next to the statements that are correct.

1. A cube has six sides.

 X

2. A tune can be sung.

 X

3. A cake can be made.

 X

4. Smoke does not come from fire.

5. Roses can be put in a vase.

 X

6. A clock cannot strike.

7. You get grapes from a vine.

 X

8. A stove will not get hot.

9. You can ride a mule.

 X

10. You cannot glide on skates.

➔ Match the words with their meanings.

 b 1. hate (a) smile

 a 1. rock (a) stone


 c 2. same (b) dislike

 c 2. tale (b) to make fun

 a 3. grin (c) alike

 b 3. joke (c) story

Letter to Mike

 Read the letter that Dad left for Mike.

Learn to read this word: **dear**

Dear **(Mike)**,

Just a quick **(note)** to tell you I will be **(home)** **(late)**. I will not have **(time)** to fix the ham and eggplant. Will you:



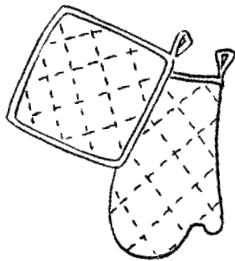
- 1:
- **(Take)** the ham off the **(bone)** and cut it into **(cubes)**.
 - **(Scrape)** and cut up the carrots.
 - Put the ham and carrots into the pan.
 - Put the pan in the **(stove)** to **(bake)** at 350°.



- 2:
- **(Wipe)** the eggplant and **(divide)** it into **(nine)** strips.
 - Dip the strips in the crumbs.
 - Put the strips into a pan of hot, melted fat.
 - **(Bake)** the strips until they are crisp.

You are a big help!


Dad



P.S. **(Hope)** you had a great **(time)** at the **(game)**.

➔ Reread the letter slowly and carefully so you can remember the details and answer the questions. Then circle the correct answer.

1. Mike did not have to cut up
(a) a ham (b) a yam (c) an eggplant
2. Mike had to scrape
 (a) the carrots (b) the crusts (c) the eggplant
3. Mike had to put ____ into the pan.
(a) the ham (b) the carrots (c) the ham and carrots



4. Mike had to put the eggplant strips
 (a) in the crumbs and then the fat
(b) in the fat and then the crumbs
5. Mike had to bake the eggplant until it was
(a) limp (b) crisp (c) hot
6. Mike came home from
(a) school (b) a game (c) a pal's home

✎ Now reread the letter to see if you can find the 18* **silent e** words. Circle them. Count each **silent e** word even if it is repeated.

✍ Dad gave Mike directions to fix the ham and eggplant.
Write the directions to make a dish you like. List the items
you need. Then write the steps you must take to make it.

Handwriting practice lines consisting of solid top and bottom lines with a dashed midline, repeated 10 times.