

The Alphabet Series

Frances Bloom
Mary Geiger

Recommended for grades K–3

The Alphabet Series helps children learn and apply phonics by reading controlled, connected text. These two volumes of storybooks contain controlled vocabulary allowing emergent and struggling readers to practice decoding and comprehension skills while they read motivating stories. There are 18 books in each volume. The books are referenced in the *Recipe for Reading Manual* and correspond to the first two thirds of the lessons in the *Recipe for Reading* sequence.

This storybook, **Chip had a Hut**, is designed to reinforce consonant digraph *ch*. Use this storybook today with an individual student, a small group, or the entire class. *The Alphabet Series* can be incorporated into almost any reading or phonics curriculum.

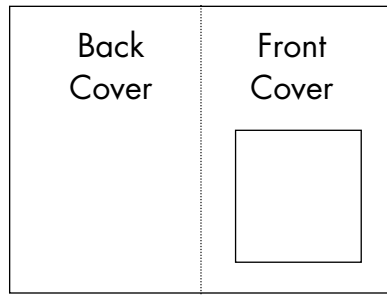
Three easy ways to order:

Toll free: 800.225.5750
Fax: 888.440.BOOK (2665)
Online: www.epsbooks.com

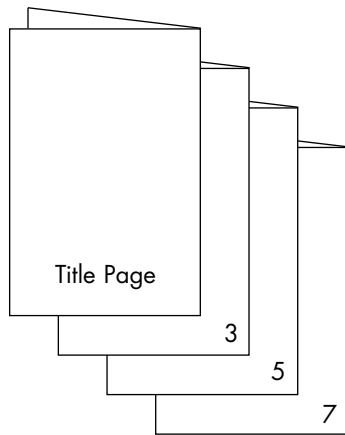


Recommended Companion Material

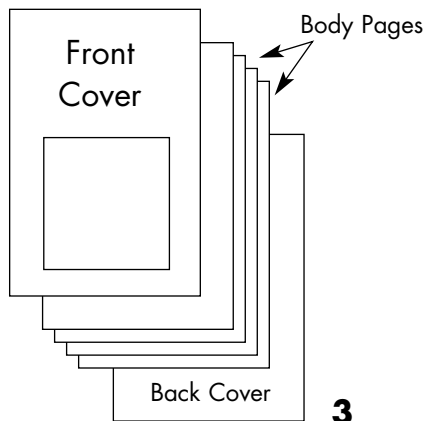
See our Companion Material recommendations on page 13 for great materials that complement *The Alphabet Series*.



1



2



3

Directions for Assembling Your Ready-To-Use Book

1. Cut the cover in half along the dotted line.
2. Fold each of the remaining book pages in half and stack them so that all the folded ends go together. You can use the page numbers as your guide.
3. Once all the pages are folded, place the front cover on the front and the back cover on the back.
4. Now you are ready to assemble your book. This can be done one of 3 ways:

Option A:


If you have access to a heavy-duty stapler, stapling the book along the binding edge will work best. However, there are too many pages to use a regular stapler. Once the pages are stapled with the heavy-duty staples, you may want to place masking tape along the binding to cover up the staples.

Option B:

If you do not have access to a heavy-duty stapler, you can assemble the book using string or twine. Using a 3-hole punch, punch holes along the binding making sure to line up all the pages so the holes match. Next, tie yarn or string through the holes to fasten the book. Be sure to make the knots loose enough to allow the pages to turn.

Option C:

3-Hole punch each of the pages and fasten the book using large brads or binder clips.



The Alphabet Series was compiled by Frances Bloom,
author of *Recipe for Reading*.

Book 1	Oops! I See a Cat!	features c, d, g, m, l, h, t, o, and a
Book 2	Tom at the Dam	reviews c, d, g, m, l, h, t, o, and a
Book 3	Tim the Hog	features i
Book 4	Jim and Cal	features j
Book 5	Kim and Her Hat	features k
Book 6	Jam for Hap and Pam	features p
Book 7	Chip Had a Hut	features ch
Book 8	Gum for a Pup	features u
Book 9	A Big Job	features b
Book 10	A Hot Rod in a Rut	features r
Book 11	A Fin in the Fog	features f and n
Book 12	Get Up, Meg!	features e
Book 13	Fun in the Sun	features s
Book 14	Tish the Fish	features sh and (hard) th
Book 15	A Wish for a Yak	features w, wh, y, and v
Book 16	Did Max Quit?	features x, z, (soft) th, and qu
Book 17	Yipyap, Too	features compound words
Book 18	My Day (by Meg)	features the ff-ll-ss-zz doubling rule

Design by Karen Lomigora

Educators Publishing Service, Inc.
31 Smith Place
Cambridge, MA 02138-1089
www.epsbooks.com

Copyright © 2002 by Educators Publishing Service, Inc.
All rights reserved. No part of this books may be
reproduced or utilized in any form or by any electronic
or mechanical means, including photocopying, without
permission in writing from the publisher.


ISBN 0-8388-8751-1

Printed in the U.S.A.



Chip had a hut.





His hut got hit.



Chip got mad.



Chip got Chad, his pal.



Chad can help him.



Chip can help Chad
chop the log.



Chip and Chad chop
and chop
and chop.





Chad can help Chip tap
and tap
and tap.



Chip and Chad did it!



Chip and Chad chat.



Pat,
pat,
pat,
pat.



Chip got a pot.
Chad got a mop.



Chad had it!





Chip and Chad cap the top.

Chip got a map.



Chip got a map. Chad is a pal.



Pit-pat, pit-pat, pit-pat.

What if Chip and Chad did not find that lid? What else could they do to keep the roof from leaking?

Have you ever helped someone fix something? How did you do it?





Recommended Companion Material

EPS offers a wide range of products and programs that complement the early reading skills in *The Alphabet Series*. We recommend the following series to help young readers build essential phonics skills.

Recipe for Reading

K-3

Recipe for Reading is a research-based, comprehensive, multisensory, phonics-based reading program designed for at-risk and struggling readers. *Recipe for Reading* is based on Orton-Gillingham principles and incorporates visual, auditory, and kinesthetic techniques to teach and reinforce phonics. The *Recipe for Reading Alphabet Series* of vocabulary controlled storybooks emphasizes decoding, sight words, fluency, and comprehension. The *Recipe for Reading* workbooks provide reinforcement of phonological awareness, phonics, and letter formation.



Recipe for Spelling

K-6

This new edition is an innovative, complete spelling program that includes more than 480 directed and independent learning activities, puzzles, games, and reproducible worksheets. The book is organized into 30 progressive units for flexible lesson planning. Each unit helps you students discover consistencies in word patterns, develop a basic sight vocabulary, and strengthen writing and dictionary skills. Use *Recipe for Spelling* as a supplement to your ongoing program or as remedial instruction for middle school and high school.

For more information about these series or to place an order, visit www.epsbooks.com or call 800.225.5750 to speak to a customer service representative.

