

Name: \_\_\_\_\_ Date: \_\_\_\_\_

## Emergency!

Give your plan a title: \_\_\_\_\_

Complete each thought. Then use your ideas to help you write a Plan of Action!



Before a tornado comes, I should . . .

1. \_\_\_\_\_

2. \_\_\_\_\_



When a tornado is on its way, I should . . .

1. \_\_\_\_\_

2. \_\_\_\_\_



To stay safe during a tornado, I should . . .

1. \_\_\_\_\_

2. \_\_\_\_\_



To stay safe during a tornado, I should NOT . . .

1. \_\_\_\_\_

2. \_\_\_\_\_

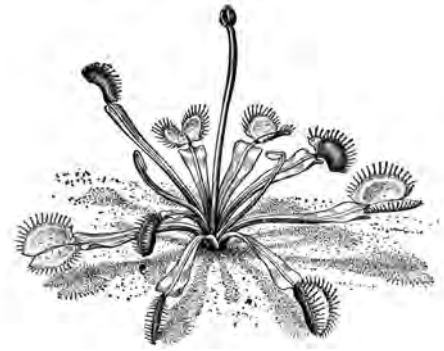
Name: \_\_\_\_\_

Date: \_\_\_\_\_

## Meat-Eating Plants!

Is a garden with insect-eating plants a good idea?  
What is your opinion?

Think about what makes the idea good or bad.  
Write your ideas. Then use your ideas to write  
and support your opinion.



What Makes It a Good Idea?

---

---

---

---

---

---

---

---

---

---

---

---

---

---

---

---

---

---

---

---

---

---

---

---



What Makes It a Bad Idea?

---

---

---

---

---

---

---

---

---

---

---

---

---

---

---

---

---

---

---

---

---

---

---



---

Name: \_\_\_\_\_

Date: \_\_\_\_\_

## My Invention

Tell how to use your invention. Then draw a diagram of your invention. Use your work to write step-by-step directions for using your invention.



Name: \_\_\_\_\_

Date: \_\_\_\_\_

## Greetings from Niagara Falls!

Use your imagination to picture Niagara Falls. Then fill in the chart. Use your chart to write a postcard to a friend.



<b>What I See</b>	<b>What I Hear</b>
<b>What I Feel</b>	<b>What It's Like to Be Here</b>

Tell what you think your friend would most like to know about your experience.

---

---


---

Name: \_\_\_\_\_

Date: \_\_\_\_\_

## By George!

Pretend you are George Washington. Today was the day you became president. Write what you saw, heard, and felt. Then use your ideas to describe your experience.



What I Saw

What I Heard





How I Felt

Name: \_\_\_\_\_

Date: \_\_\_\_\_

## I'm Here!

Pretend you are an immigrant. You and your family have finally arrived in America. You are standing on the dock. Look around. Listen. Complete the chart. Then use the chart to describe your experience.

 <p><b>What I See</b></p>	 <p><b>What I Hear</b></p>
 <p><b>What I Feel</b></p>	 <p><b>What It's Like to Be Here</b></p>

Name: \_\_\_\_\_ Date: \_\_\_\_\_

## Tell Me About Yourself

Name a friend or family member you would like to interview.

\_\_\_\_\_

Explain why you chose this person.

\_\_\_\_\_

\_\_\_\_\_



Write as many questions as you can that you can ask in an interview. Then choose three questions from your list to write in your book.

1. \_\_\_\_\_
2. \_\_\_\_\_
3. \_\_\_\_\_
4. \_\_\_\_\_
5. \_\_\_\_\_
6. \_\_\_\_\_
7. \_\_\_\_\_
8. \_\_\_\_\_
9. \_\_\_\_\_
10. \_\_\_\_\_
11. \_\_\_\_\_
12. \_\_\_\_\_

Name: \_\_\_\_\_ Date: \_\_\_\_\_

## You're Invited

Imagine you could travel back in time. Think about where you would like to go and what you would do there. Complete the chart. Then use the chart to write an invitation to a friend or relative to come along.



Where will you go?

\_\_\_\_\_



What date is it?


\_\_\_\_\_



What will you see while you're there?

\_\_\_\_\_

\_\_\_\_\_



Name some things you'll do there.

\_\_\_\_\_

\_\_\_\_\_

\_\_\_\_\_

\_\_\_\_\_

\_\_\_\_\_

\_\_\_\_\_

\_\_\_\_\_




Name: \_\_\_\_\_

Date: \_\_\_\_\_

## A Nature Myth

You are going to write a myth about something in nature. Complete each thought. Then use your ideas to write your myth.



Give your myth a title. \_\_\_\_\_

Start your myth by thinking about how things were long ago and what was happening.

Long ago, \_\_\_\_\_  
\_\_\_\_\_

Now think and write about the problem.

What is it?	Who will help solve it?	How will he or she solve it?

Finally, think and write about how you will end your myth.

And to this very day, \_\_\_\_\_  
\_\_\_\_\_

# Writer's Rubric

Use this rubric to check your writing. Give yourself points for each category.

## Key

17-20 Points	Excellent
12-16 Points	Good
4-11 Points	Needs Improvement

<b>A</b>	
Organization	
Points	The beginning, middle, and end of my writing are:
4	very good.
3	good.
2	weak.
1	not good.

<b>B</b>	
Details	
Points	I include:
4	lots of important details.
3	some important details.
2	one important detail.
1	no details.

<b>C</b>	
Word Choice	
Points	My words describe my ideas:
4	very well.
3	pretty well.
2	some of the time.
1	hardly ever.

<b>D</b>	
Sentences	
Points	My sentences are complete and easy to understand:
4	all of the time.
3	most of the time.
2	some of the time.
1	hardly ever.

<b>E</b>	
Spelling and Punctuation	
Points	My writing has:
4	no more than two mistakes.
3	no more than four mistakes.
2	no more than six mistakes.
1	seven or more mistakes.

<b>A</b>	+
----------	---

<b>B</b>	+
----------	---

<b>C</b>	+
----------	---

<b>D</b>	+
----------	---

<b>E</b>	=
----------	---

<b>Total Points</b>	=	/20
---------------------	---	-----

Name: \_\_\_\_\_

Date: \_\_\_\_\_

## Plan Your Research

Use this page to help you plan your research. First, list some key words or ideas that you would like to know more about. Then write some questions you have about those words or ideas. Use your work to help you begin your final project.



Key Word or Idea	Questions I Have About the Word or Idea
1.	
2.	
3.	
4.	
5.	

Name: \_\_\_\_\_ Date: \_\_\_\_\_

## Writing Checklist

Use the checklist to help you prepare the written part of your final project.



Project Title \_\_\_\_\_

Does the writing...	Yes	No
begin in an interesting way?		
have three parts: a beginning, a middle, and an end?		
give examples?		
give facts and details?		
make sense?		
include information from different materials?		
tell where your information comes from?		
use correct grammar, spelling, and punctuation?		

Name: \_\_\_\_\_ Date: \_\_\_\_\_

## Graphic Display Checklists

Use the checklists to help you prepare the graphic display for your final project.



Project Title \_\_\_\_\_

Is the graphic display...	Yes	No
important?		
correct?		
labeled clearly?		
put in an interesting way?		
neat and colorful?		

Does the graphic display...	Yes	No
include information from more than one place?		
make people think about the topic in a new way?		
use correct grammar, spelling, and punctuation?		

Name: \_\_\_\_\_ Date: \_\_\_\_\_

## Oral Presentation Checklists

Practice giving your presentation to a family member or in front of a mirror. Use the checklists to help you evaluate your presentation.



Project Title \_\_\_\_\_

Does the presentation...	Yes	No
begin in an interesting way?		
have three parts: a beginning, a middle, and an end?		
give examples?		
describe facts and details?		
make sense?		

Do I...	Yes	No
speak clearly and slowly?		
speak loudly enough for others to hear?		
use my hands, face, and eyes to connect to my audience?		
use notes or pictures in a way that makes sense?		

