

SOME WORDS

Rebecca Sitton's
VOCABULARY
MINI-COURSE SERIES
FOR
Upper Grade Wordsmiths

HAVE
LATIN
WORD PARTS

This word-skill strategy book belongs to:

and it cannot be duplicated for anyone else, at any time, for any reason...it's all mine.

Use words with the **flu-flux** root to complete these sentences.

1. Something that's not a solid may be a _____.
2. If you're trying to control an outcome, you're attempting to _____ the result.
3. To speak a language with ease means you're _____ in that language.
4. The _____ of visitors to Arizona every winter can be attributed to its mild winter climate.

Use words with the **form** root to complete these sentences.

5. People who feel more comfortable adapting their behavior to that of their peers may be considered _____.
6. The band marched in _____, its members aligned in precise rows.
7. If you're dressed casually, you're not dressed in _____ wear.
8. Following her flawless _____, the pianist received a standing ovation.

Use words with the **fus-fund** root to complete these sentences.

9. The _____ of e-mail began to bog down the computer network.
10. If you overpaid, you're entitled to a _____.
11. Because the directions were _____, we lost our way.
12. Mina's overenthusiastic response revealed her _____ nature.



The abbreviation for *pound* is *lb*. Make sense? Yes, when you know that the Latin word for *pound* is *libra*! Latin abbreviations include *etc.*, *a.m.*, *p.m.*, *PS*, *i.e.*, and *e.g.* Research their meanings. Then find and write more abbreviations. Next to each, write its longer form.

Underline the root in the bold word. Use your Latin Patchword Quilt to help you complete each sentence.

1. When you **intercede**, you _____
2. When you **defer**, you _____
3. When you **flex**, you _____
4. When you **indict**, you _____
5. When you **revolt**, you _____
6. When you **confound**, you _____
7. When you **emerge**, you _____
8. When you **perfect**, you _____
9. When you **expend**, you _____
10. When you **dispel**, you _____
11. When you **absolve**, you _____
12. When you **torment**, you _____

Use words with roots from your Patchword Quilt to create more.

1. When you _____, you _____
2. When you _____, you _____
3. When you _____, you _____



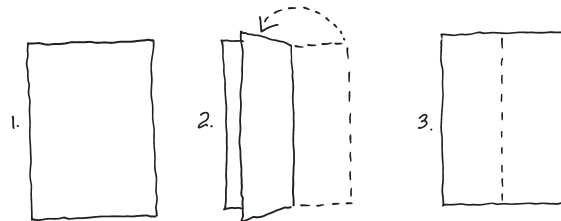
The Latin word for *finger* is *digitus*. Early on, people used fingers and toes for counting. People still hold up one finger to mean one, and so on. So, fingers and toes and the numerals 0 through 9 became known as *digits*. How, then, would you explain a *digital* clock or watch?

Make a Card Keeper—Play a Game

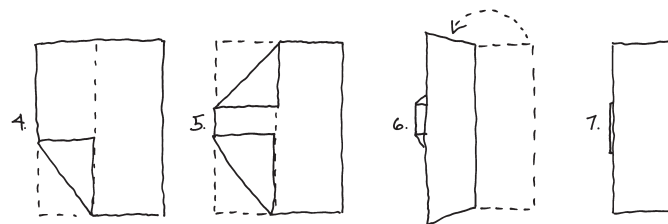
First, write each of the Latin roots from your Latin Patchword Quilt on page 1 on a 3" x 5" index card. On the back, tell what the root means, then list words that have that root. Proofread each word for accuracy!

Here are the directions for making a nifty Card Keeper to help you practice your Latin roots and words containing these roots. Get a colorful sheet of 8.5" x 11" paper. Then read and follow these directions carefully—

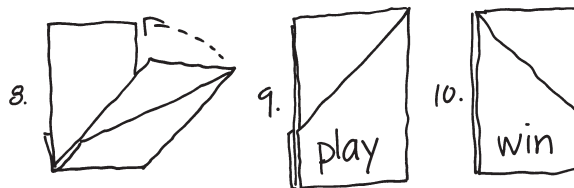
Fold the paper in half vertically. Reopen the sheet.



Next, fold the lower left corner of the paper so that the bottom edge lines up with the fold mark. Then do the same with the top left corner. Now, fold the right half of the paper over the left half so the two outer edges line up. (You should now be looking at a folded sheet that is 4.25" wide x 11" tall.)



Then, fold the bottom half up so the bottom edge lines up with the top edge. You did it! You have a Card Keeper with two pockets. Label one pocket "play" and one pocket "win." Write your name on your Card Keeper, too.



Now put your cards in the "play" side of your Card Keeper. Pair and play with another student who has cards and a Card Keeper. Exchange Card Keepers. Your partner selects a card from your Card Keeper and shows you the Latin root. If you can tell what it means and identify two words with that root, the card goes in the "win" side of your Card Keeper. If not, it's returned to the "play" side of your Card Keeper. Next, you select a card for your partner from your partner's Card Keeper. Whoever has the most cards in the "win" side at the end of the game is the winner!

You can play this on your own, too. Playing on your own is good practice for playing with a partner—and winning!

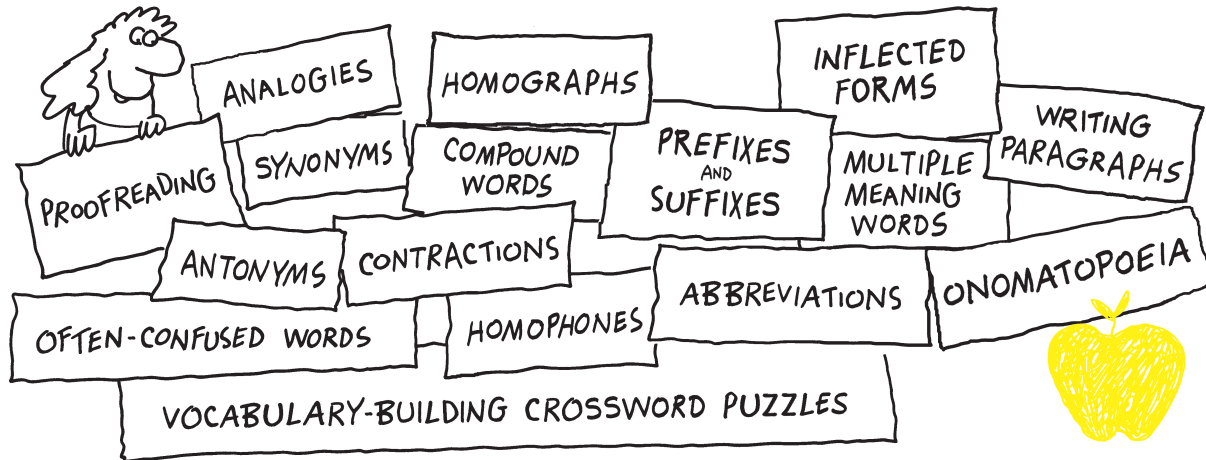
Students,

Here is why this vocabulary-building book is a good one for you. In every subject you study, there are words. The more words you know, the easier these subjects become and the easier it is to learn new things. Word power pays off!

Over the years, scientific studies have been done in classrooms like yours. The studies prove that students who know and understand the most words do the best in school. Often, they do better their whole life. And you can learn words!

Some words have Latin word parts or roots. On your Patchword Quilt of Latin Roots on the opening page of this mini-course, there are 42 patches, 42 roots with their variants. Knowing their meanings empowers you to better understand the meanings of the English words in which they appear—hundreds of words!

As you learn about Latin word parts and roots, other word skills are woven into the lessons I've created for you. You'll make discoveries about words and have fun with—



You can write to me. I'd like to hear from you. I live in Arizona and, like you, continue to learn more about words every day. It is a lifelong hobby!

Rebecca

Rebecca Sitton
rsitton@sittonspelling.com

PS Check www.sittonspelling.com for more books in this vocabulary mini-course series.