



LESSON PACK

Language Arts Lesson Pack » Phonemic Awareness

---

## Beginning and Ending Sounds

Learn beginning and ending sounds by identification and matching

**Learning Notes** This Spelling & Phonics lesson pack contains eight exercises on learning beginning and ending sounds. This pack of worksheets includes a series of exercises covering multiple skills that are often taught together or in sequence and can be used over 1-2 weeks.

**Teaching Tip** Designate a key sound for students to listen for. Dictate words aloud and have students stand if they hear the key sound at the beginning of the word or sit if they hear the key sound at the end of the word. **(Kinesthetic, Auditory)**

**Modifications and/or Extensions** To extend this activity, choose a key word and give students clues by telling them a word that rhymes with the ending sound of the key word. Have them try to guess the word.

### Recommended Exercises

*Introductory:* Exercises on Sound-Symbol Relationships  
*Follow-up:* Exercises on Word Patterns

**Lesson Packs** are selections from popular EPS series, grouped together by skill. They include teaching tips, alignment with standards and extensions for use in the classroom. They are just one component of Lesson Logic, an online service of EPS. Visit [www.lessonlogic.com](http://www.lessonlogic.com) for more information.

**The Lessons included in this pack are as follows:**

**Beginning and Ending Sounds**

These exercises practice identifying beginning and ending sounds

From the EPS book *Handprints B*

**Beginning and Ending Sounds**

Recognize initial and final sounds in words

*Handprints B*

**Ending Sounds**

Identify the final sound of each item: b, g, k, l, p, r, t, v

*Handprints B*

**Ending Sounds: Picture Matching**

Identify pairs of items with the same ending sound: b, f, g, n

*Handprints B*

**Ending Sounds**

Connect each picture with its ending sound

*Handprints B*

**Ending Sounds**

Identify the final sound of each item: d, f, m, p, r, s, t, z

*Handprints B*

**Ending Sounds: Lowercase**

Write the correct end sound for each picture: lowercase

*Handprints B*

**Beginning and Ending Sounds**

Add beginning and end sound letters to complete the word

*Handprints B*

To learn more about these books, please visit  
[www.epsbooks.com/html/catsearch.asp](http://www.epsbooks.com/html/catsearch.asp)  
and type in the name of the book in the search box


Name \_\_\_\_\_

Put your finger on the dot. Trace the arrow as you slowly say the name of the picture. Does the sound of the letter in the box come at the beginning (●) or end (▲) of the name? Circle the letter that is in the right place.


g



g



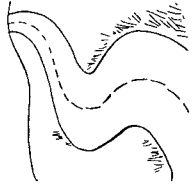
l



m



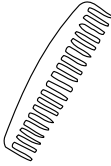
d



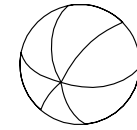
d



m



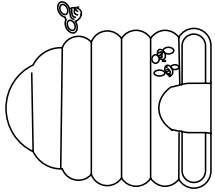
m



b



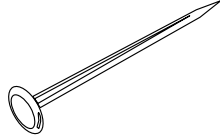
h



h



n



n



b

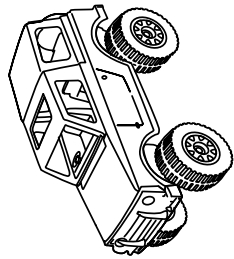


b



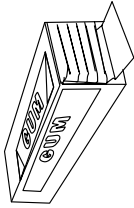
Name \_\_\_\_\_

Say the name of the picture. Write the letter on the first line if you hear the sound at the **beginning** of the word. Write the letter on the second line if you hear the sound at the **end** of the word.



p

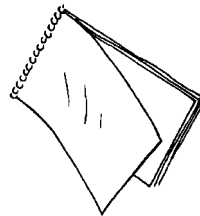
p




m



r



d







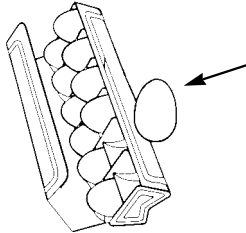
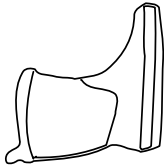


k



f


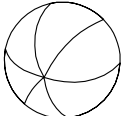
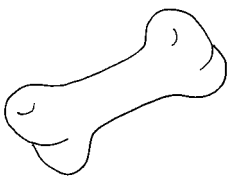
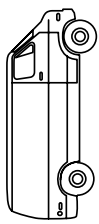
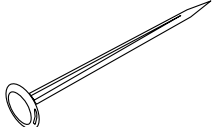


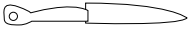
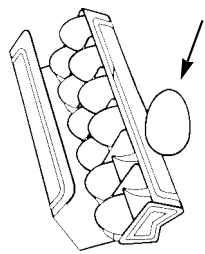

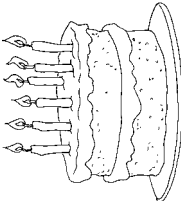


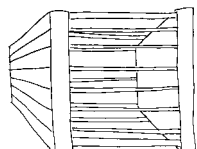


Name \_\_\_\_\_

Put your finger on the dot. Trace the arrow as you slowly say the name of the picture. Circle the sound you hear at the **end** of the word.

|   |   |
|---|---|
| <br>j    r   | <br>v    b   |
| <br>p    v   | <br>k    n   |
| <br>g    d | <br>l    t |
| <br>c    p | <br>l    f |




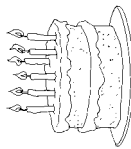
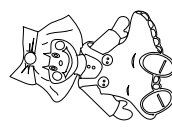

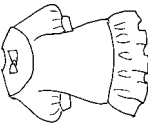





Name \_\_\_\_\_

Circle the picture in each row that **ends** with the same sound as the picture in the box.

|   |   |  |   |
|---|---|--|---|
|    |    |    |    |
|    |    |    |    |
|  |  |  |  |
|  |  |  |  |


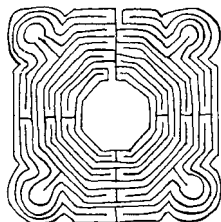

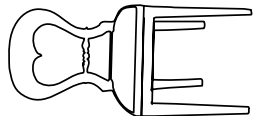
Name \_\_\_\_\_

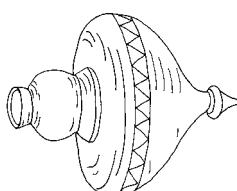
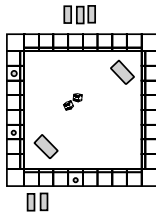
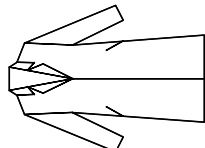

Draw a line from each picture to the sound you hear at the end of the word.

|   |   |
|---|---|
|        |         |
|    |    |
| <p>g v m</p>  | <p>p i k</p>  |
| <p>f s b</p>  | <p>n t r</p>  |

Name \_\_\_\_\_

Draw a line from each picture to the sound you hear at the **end** of the word.

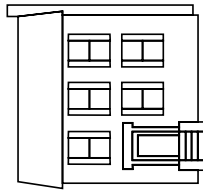
|   |   |  |   |
|---|---|--|---|
|  |  |  |  |
| d   | f   | z  | r   |

|   |   |  |   |
|---|---|--|---|
|  |  |  |  |
| m   | t   | s  | p   |



Name \_\_\_\_\_

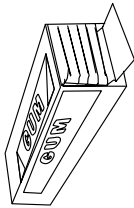
Say the name of the picture. Write the lowercase letter for the sound you hear at the **end** of the word.



\_\_\_\_\_

\_\_\_\_\_


\_\_\_\_\_



\_\_\_\_\_

\_\_\_\_\_

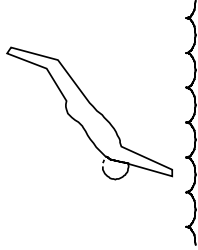
\_\_\_\_\_



\_\_\_\_\_

\_\_\_\_\_


\_\_\_\_\_



\_\_\_\_\_

\_\_\_\_\_

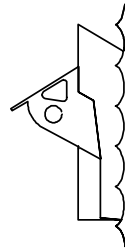
\_\_\_\_\_



\_\_\_\_\_

\_\_\_\_\_

\_\_\_\_\_



\_\_\_\_\_

\_\_\_\_\_

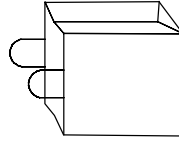
\_\_\_\_\_



\_\_\_\_\_

\_\_\_\_\_

\_\_\_\_\_



\_\_\_\_\_

\_\_\_\_\_

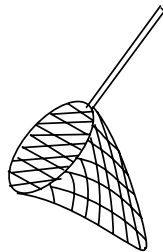
\_\_\_\_\_

Name \_\_\_\_\_

Say the name of the picture. Write the beginning and ending letter for each word.




i



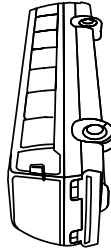
e



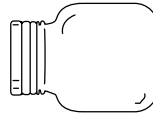
o



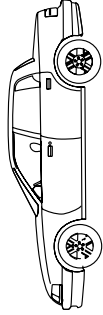
u



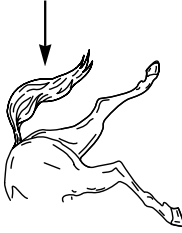
u



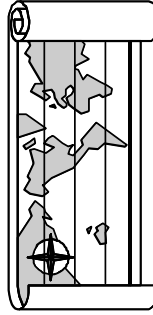
a



a



ai



a